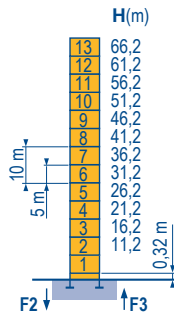


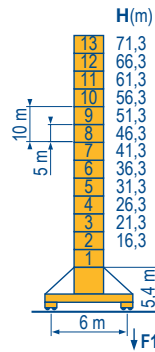
Mat / Réactions \square 2 m
 Maste / Eckdrücke \blacktriangle 30 m \Rightarrow 65 m
 Masts / Reactions
 Mástil / Reacciones
 Torre / Reazioni
 Tramo / Reacções

LVQ 1



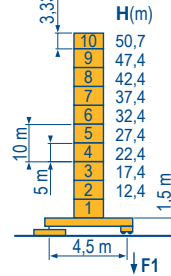
P 61 A

F2	● 166 t
	■ 224 t
F3	● 114 t
	■ 177 t
	▲ 73 t



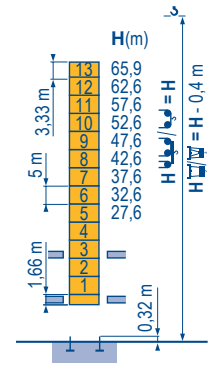
V 60 A

F1	● 114 t
	■ 147 t
	▲ 86 t



ZD 463

F1	● 96 t
	■ 96 t
	▲ 78 t

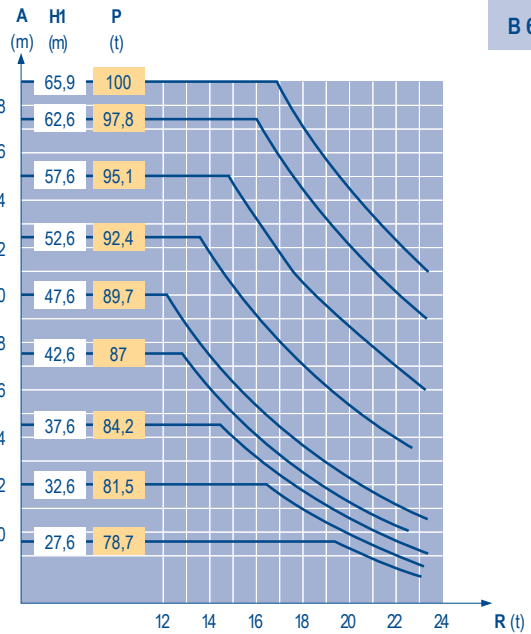
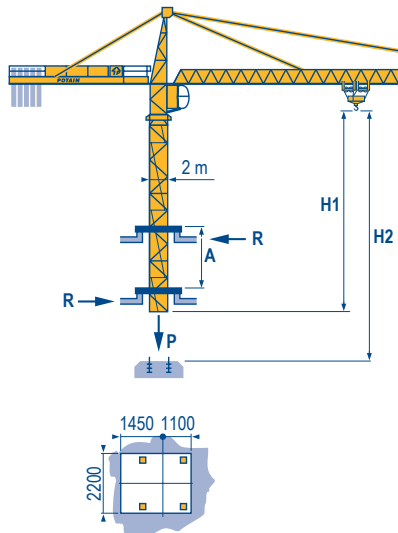


B 60 A



Télescopage sur dalles
 Kletterkrane im Gebäude
 Climbing crane
 Telescopo gruas trepadoras
 Gru in cavedio
 Telescopagem sobre lages

LVQ 1



B 60 A

TOPKIT
MD 265 B1 J10

POTAIN

F	D	GB	E	I	P
● Réactions en service	● Reaktionskräfte in Betrieb	● Reactions in service	● Reacciones en servicio	● Reazioni in servizio	● Reacções em serviço
■ Réactions hors service	■ Reaktionskräfte außer Betrieb	■ Reactions out of service	■ Reacciones fuera de servicio	■ Reazioni fuori servizio	■ Reacções fora de serviço
▲ A vide sans lest (ni train de transport) avec flèche et hauteur maximum.	▲ Ohne Last, Ballast (und Transportachse), mit Maximalausleger und Maximalhöhe.	▲ Without load, ballast (or transport axles), with maximum jib and maximum height.	▲ Sin carga, sin lastre, (ni tren de transporte), flecha y altura máxima.	▲ A vuoto, senza zavorra (ne assali di trasporto) con braccio massimo e altezza massima.	▲ Sem carga (nem trem de transporte)- sem lastro com lança e altura máximas.

Courbes de charges

Lastkurven

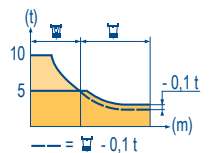
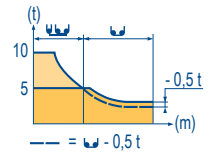
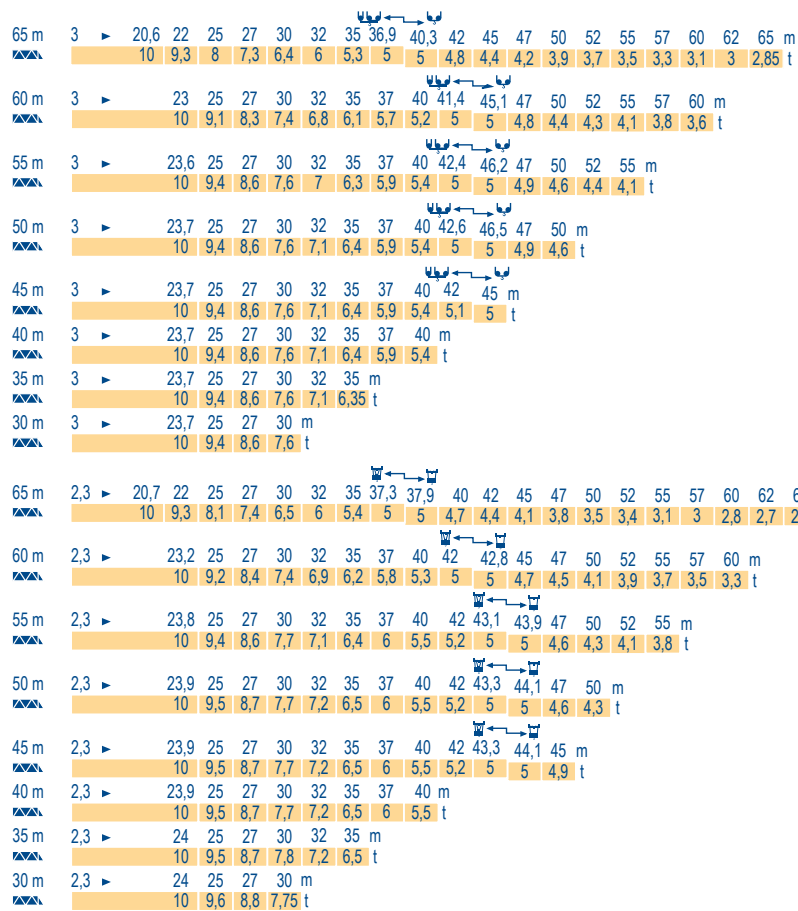
Load diagrams

Curvas de cargas

Curve di carico

Curva de cargas

LYQ 1



Lest de contre-flèche

Gegenauslegerballast

Counter-jib ballast

Lastre de contra flecha

Contrappeso

Lastros da contra lança

LYQ 1

	4 600 - 4 200 - 3 400 - 2 300 kg		4 200 - 700 kg	
	▲ (kg)	▲ (kg)	▲ (kg)	▲ (kg)
65 m	18 m	19 900	18 m	19 600
60 m	18 m	18 400	18 m	18 200
55 m	18 m	16 000	18 m	15 400
50 m	18 m	13 700	18 m	13 300
45 m	12 m	25 200	12 m	24 500
40 m	12 m	24 100	12 m	23 100
35 m	12 m	20 600	12 m	19 600
30 m	12 m	16 000	12 m	15 400

Lest de base

Grundballast

Base ballast

Lastre de base

Zavorra di base

Lastros da base

LYQ 1

2 m	V 60 A	H (m)	4 600 - 4 200 - 3 400 - 2 300 kg											
			▲ (t)	▲ (t)	▲ (t)	▲ (t)	▲ (t)	▲ (t)	▲ (t)	▲ (t)	▲ (t)	▲ (t)	▲ (t)	▲ (t)
2 m	ZD 463	H (m)	71,3	66,3	61,3	56,3	51,3	46,3	41,3	36,3	31,3	26,3	21,3	16,3
		▲ (t)	132	96	72	60	36	36	36	36	36	36	36	36

Ancrages

Verankerungen

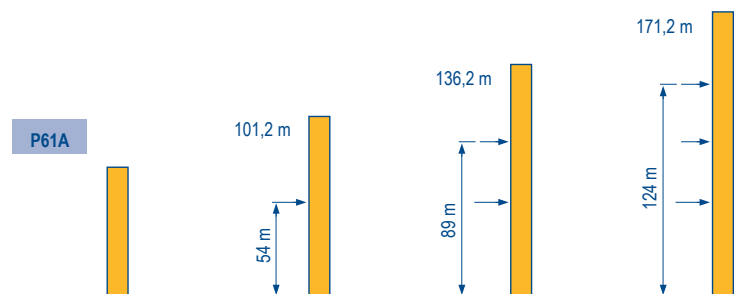
Anchorage

Anclaje

Ancoraggio

Ancoragem

LYQ 1



TOPKIT






MD 265 B1 J10



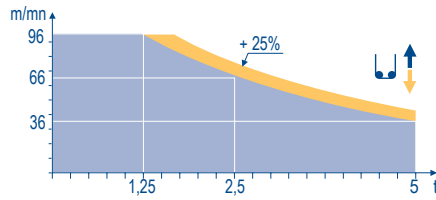
	F	D	GB	E	I	P
A	Distance entre cadres	Abstand zwischen den Rahmen	Distance between collars	Distancia entra marcos	Distanza fra i telai	Distância entre quadros
H1	Hauteur grue	Kranhöhe	Crane height	Altura grúa	Altezza gru	Altura da grua
P	Poids de la grue (en service)	Krangewicht (in Betrieb)	Crane weight (in service)	Peso de la grúa (en servicio)	Peso della gru (in servizio)	Peso da grua (em serviço)
R	Réaction horizontale	Horizontalkräfte	Horizontal reaction	Reaccion horizontal	Reazione orizzontale	Reacção horizontal
	Voir télescopage sur dalles	Siehe Kletterkrane im Gebäude	See climbing crane	Veja grua trepadora	Consultare gru in cavedio	Ver telescopagem sobre lages

Mécanismes
Antriebe
Mechanisms
Mecanismos
Meccanismi
Mecanismos

LYQ 4

		↑						↑						ch - PS hp	kW		
▲ ▼	50 LVF 25 Optima	m/min	3	12	36	46	66	96	1,5	6	18	23	33	48	50	37	557 m
		t	5	5	5	3,75	2,5	1,25	10	10	10	7,5	5	2,5			
◀ ▶	6 DVF 4	m/min	0 → 50 (10 t) 0 → 100 (5 t) 0 → 120 (2,5 t)						5,5	4							
	RVF 152 Optima +	tr/min U/min rpm	0 → 0,8						2 x 5,5	2 x 4							
ZD 463 	RT 443 A1 2V	m/min	15 - 30						4 x 5	4 x 3,7							
V 60 A 	RT 544 A1 2V R ≥ 13 m	m/min	13,5 - 27						4 x 7	4 x 5,2							
		CEI 38 	IEC 38						kVA								
		400 V (+6% -10%) 50 Hz						50 LVF : 70 kVA									

50 LVF 25
Optima



F

Levage
Distribution
Orientation
Translation

D

Heben
Katzfahren
Schwenken
Kranfahren

GB

Hoisting
Trolleying
Slewing
Travelling

E

Elevación
Distribución
Orientación
Traslación

I

Sollevamento
Distribuzione
Rotazione
Traslazione

P

Elevação
Distribuição
Rotação
Translação



Document commercial non contractuel. Pour toute information technique se référer à la notice correspondante.

Unverbindliches Vertriebsdokument. Für technische Informationen, siehe die entsprechenden Anweisungen.

This commercial document is not legally binding. For any technical information, please refer to the corresponding instructions.

Documento comercial non contractuel. Para cualquier información técnica, ver la noticia correspondiente.

Documento commerciale non vincolante, per tutte le informazioni tecniche fare riferimento al catalogo istruzioni.

Documento comercial não contratual. Para qualquer informação técnica complementar consultar as respectivas instruções.

Manitowoc
Crane CARE

POTAIN 
Manitowoc Crane Group



Americas

Tel : +1 888 479 7278
Tel : +1 717 593 2000

Europe - Middle East - Africa

Tel : +33 (0) 4 72 81 50 00
Tel : +44 (0) 191 522 2000

Asia - Pacific

Tel : +65 6264 1188
Fax : +65 6862 4040

www.manitowoccrane.com

18, rue de Charbonnières - B.R.173
69132 ECULLY Cedex - France

Tél. : +33 (0) 4 72 18 20 20

Fax. : +33 (0) 4 72 18 20 00

www.manitowoccrane.com

TOPKIT MD 265 B1 J10

Code H-91985-58_Réf. 2003 48 LYQ 4

Copyright.Reproduction interdite © POTAIN 2003

Réalisation Secdoc