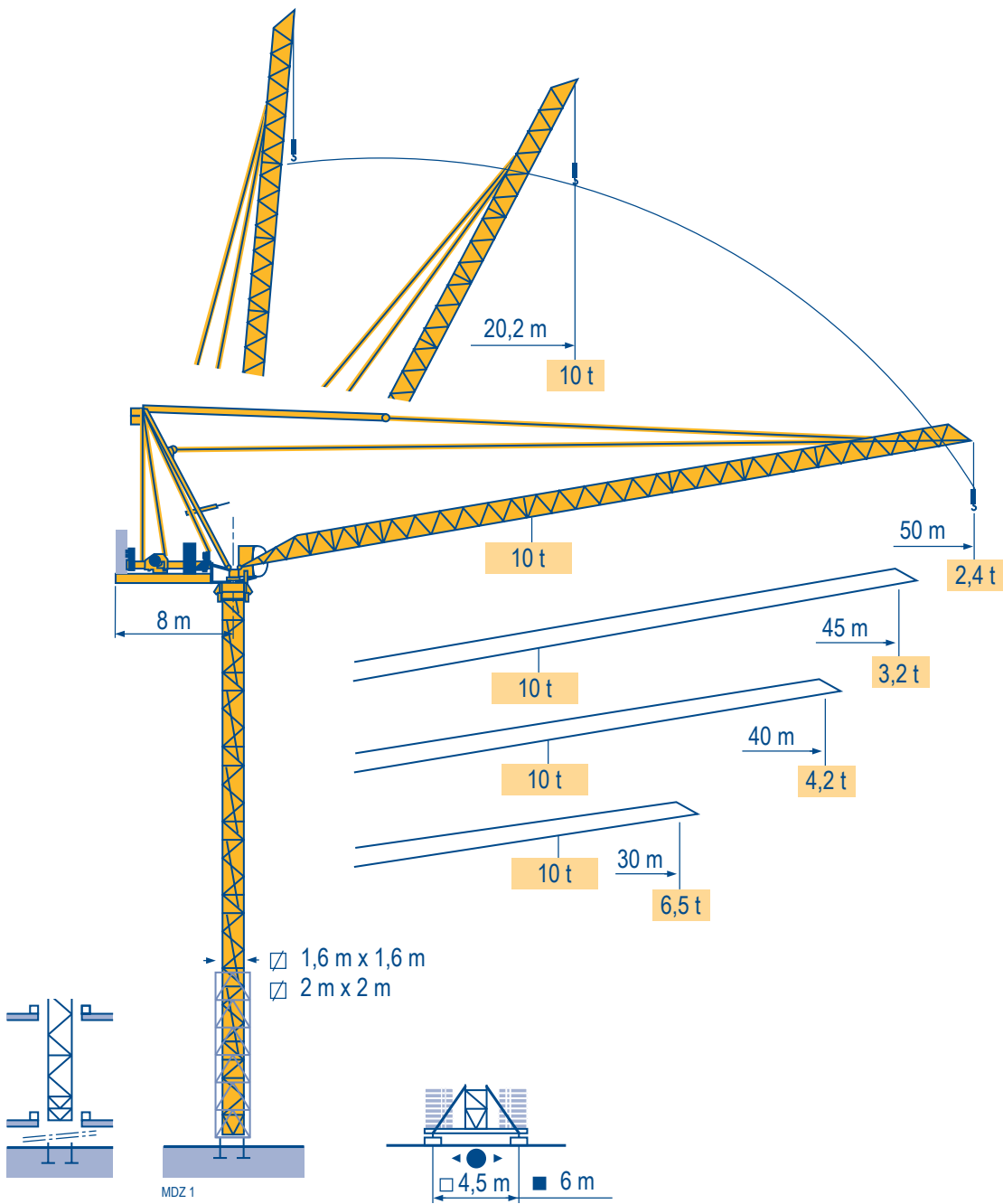
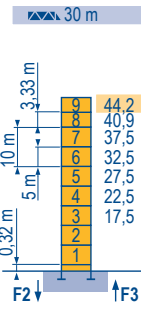


MR 160 C



Mat / Réactions
 Maste /
 Eckdrücke
 Telescopie
 Masts /
 Reactions
 Reactions
 Mástil /
 Reacciones
 Torre / Reazioni
 Tramo /
 Reações

Télescopable 1,6 m
 Teleskopierbar 1,6 m
 Telescopic 1,6 m
 Telescopico 1,6 m
 Telescopico 1,6 m
 Telescopagem 1,6 m



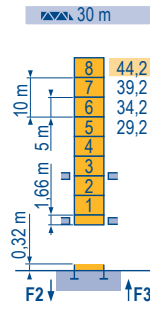
▲▲	H (m)	5 m	3,33 m
40 m	40,9	7	1
45 m	37,5	7	-
50 m	35,9	6	1

P 41 A

F2 ● 150 t
 ■ 196 t

F3 ● 118 t
 ■ 165 t

▲ 50 t



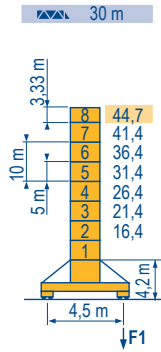
▲▲	H (m)	5 m	3,33 m
40 m	40,9	6	2
45 m	37,5	6	1
50 m	35,9	5	2

B 43 A

● 1



MDZ 1



▲▲	H (m)	5 m	3,33 m
40 m	39,7	6	1
45 m	34,7	5	1
50 m	31,4	5	-

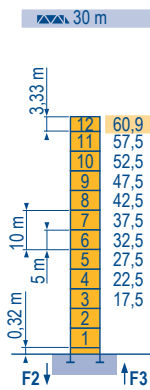
S 41 A

F1 ● 95 t
 ■ 106 t

▲ 57 t



Télescopable 2 m
 Teleskopierbar 2 m
 Telescopic 2 m
 Telescopico 2 m
 Telescopico 2 m
 Telescopagem 2 m



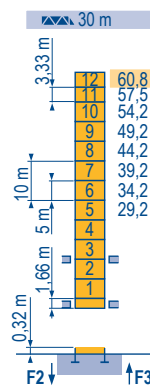
▲▲	H (m)	5 m	3,33 m
40 m	55,9	10	1
45 m	54,2	9	2
50 m	50,9	9	1

P 62 A

F2 ● 158 t
 ■ 270 t

F3 ● 118 t
 ■ 233 t

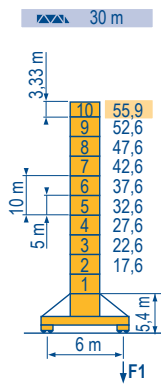
▲ 66 t



▲▲	H (m)	5 m	3,33 m
40 m	55,8	10	2
45 m	54,2	9	2
50 m	50,8	8	2

B 60 A

● 1

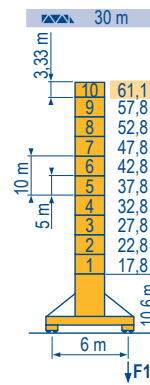


▲▲	H (m)	5 m	3,33 m
40 m	49,3	7	2
45 m	45,9	7	1
50 m	42,6	7	-

V 60 A

F1 ● 97 t
 ■ 133 t

▲ 72 t



▲▲	H (m)	5 m	3,33 m
40 m	54,4	7	2
45 m	51,1	7	1
50 m	47,8	7	-

V 63 A

F1 ● 114 t
 ■ 159 t

▲ 76 t



MR 160 C



F

● Réactions en service
 ■ Réactions hors service
 ▲ A vide sans lest (ni train de transport) avec flèche et hauteur maximum.

D

● Reaktionskräfte in Betrieb
 ■ Reaktionskräfte außer Betrieb
 ▲ Ohne Last, Ballast (und Transportachse), mit Maximalausleger und Maximalhöhe.

GB

● Reactions in service
 ■ Reactions out of service
 ▲ Without load, ballast (or transport axes), with maximum jib and maximum height.

E

● Reacciones en servicio
 ■ Reacciones fuera de servicio
 ▲ Sin carga, sin lastre, (ni tren de transporte), flecha y altura máxima.

I

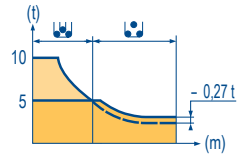
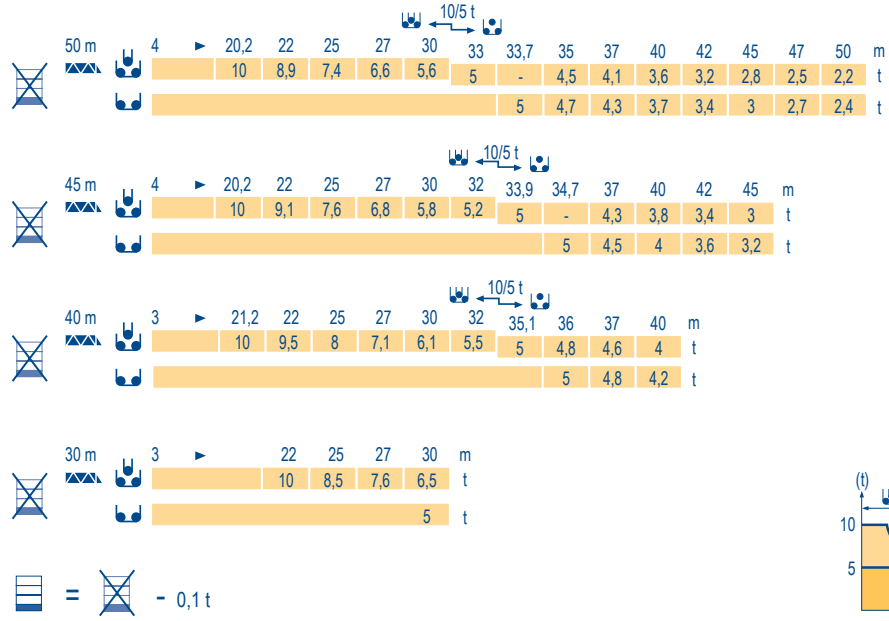
● Reazioni in servizio
 ■ Reazioni fuori servizio
 ▲ A vuoto, senza zavorra (ne assali di trasporto) con braccio massimo e altezza massima.

P

● Reações em serviço
 ■ Reações fora de serviço
 ▲ Sem carga (nem trem de transporte)- sem lastro com lança e altura máximas.

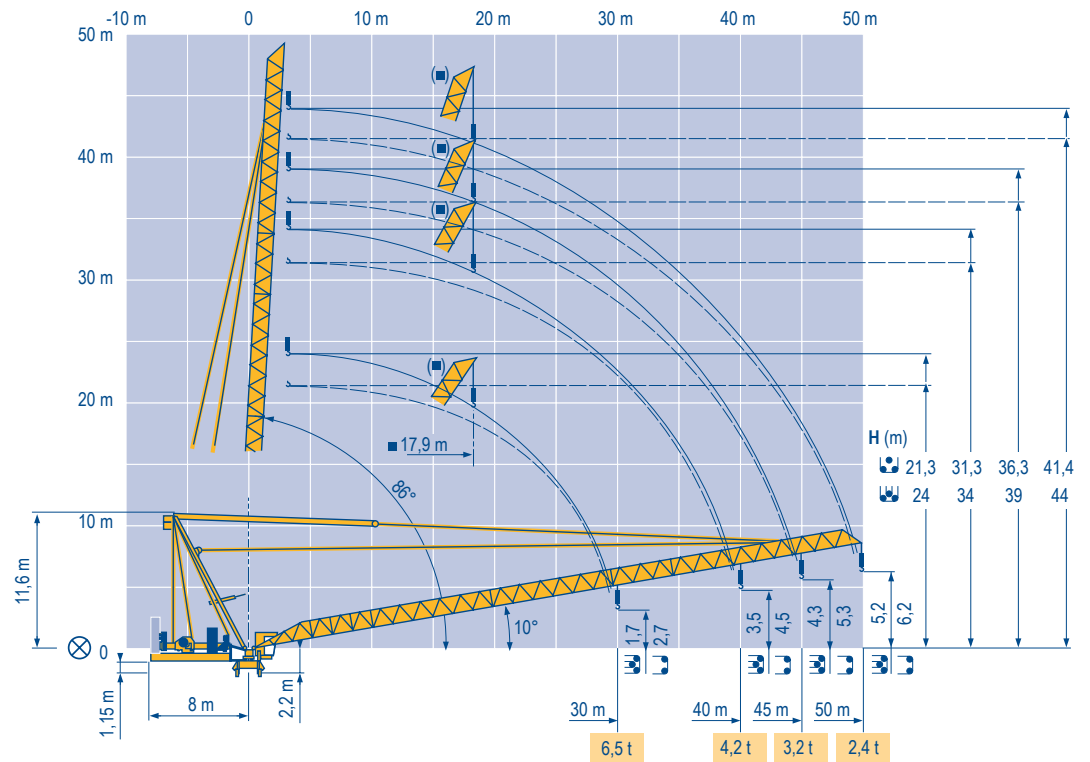
Courbes de charges
Lastkurven
Load diagrams
Curvas de cargas
Curve di carico
Curva de cargas

MDZ 1



Flèche relevée
Ausleger in Steilstellung
Luffing jib
Flecha izada
Braccio impennato
Lança inclinada

MDZ 1



MR 160 C



F	D	GB	E	I	P
Courbes de charges sans plateforme d'intervention	Lastkurven ohne Arbeitsbühne	Load diagrams without jib-end inspection platform	Curvas de cargas sin plataforma de servicio	Curve di carico senza piattaforma di servizio	Curva de cargas sem uma plataforma de intervenção
Courbes de charges avec plateforme d'intervention déduire 0,1 t	Lastkurven mit Arbeitsbühne 0,1 t abziehen	Load diagrams with jib-end inspection platform deduct 0,1 t	Curvas de cargas con plataforma de servicio deducir 0,1 t	Curve di carico con piattaforma di servizio dedurre 0,1 t	Curva de cargas com uma plataforma de intervenção deduzir 0,1 t
Axe articulation flèche	Ausleger-gelenkachse	Jib hinge shaft	Eje articulación de flecha	Asse cerniera braccio	Eixo de articulação da lança
Position girouette	Windfreistellung	Weathervaning position	Posición eleta	Libera rotazione	Posição em catavento

Mécanismes
Antriebe
Mechanisms
Mecanismos
Meccanismi
Mecanismos


MDZ1

MR 160 C - 50 Hz													ch - PS hp	kW	
	50 LVF 25 Optima	m/min	3 → 12 → 36 → 46 → 66 → 88	1,5 → 6 → 18 → 23 → 33 → 44	50	37	557 m								
	t	5 5 5 3,75 2,5 1,25	10 10 10 7,5 5 2,5	75	55	895 m									
	75 LVF 25 Optima	m/min	3,6 → 14 → 52 → 66 → 90 → 110	1,8 → 7 → 26 → 33 → 45 → 55	75	55	895 m								
	t	5 5 5 3,75 2,5 1,25	10 10 10 7,5 5 2,5												
	75 VVF 30	m/min	2 min					75	55						
	RVF 152 Optima +	tr/min U/min - rpm	0 → 0,8					2 x 5,5	2 x 4						
	S 41 A A1 - 2V	m/min	15 - 30					4 x 5	4 x 3,7						
	V 60 A A1 - 2V	m/min	13,5 - 27					4 x 7	4 x 5,2						

CEI 38	IEC 38	kVA
400 V (+6% -10%)		50 LVF : 140 kVA 75 LVF : 160 kVA

MR 160 C - 60 Hz													ch - PS hp	kW	
	50 LVF 25 Optima	m/min	3 → 12 → 36 → 46 → 66 → 88	1,5 → 6 → 18 → 23 → 33 → 44	50	37	557 m								
	t	5 5 5 3,75 2,5 1,25	10 10 10 7,5 5 2,5	75	55	895 m									
	75 LVF 25 Optima	m/min	3,6 → 14 → 52 → 66 → 90 → 110	1,8 → 7 → 26 → 33 → 45 → 55	75	55	895 m								
	t	5 5 5 3,75 2,5 1,25	10 10 10 7,5 5 2,5												
	75 VVF 30	m/min	2 min					75	55						
	RVF 152 Optima +	tr/min U/min - rpm	0 → 0,8					2 x 5,5	2 x 4						
	S 41 A A1 - 2V	m/min	18 - 36					4 x 6	4 x 4,4						
	V 60 A A1 - 2V	m/min	16 - 32					4 x 8,4	4 x 6,2						

CEI 38	IEC 38	kVA
480 V (+6% -10%)		50 LVF : 140 kVA 75 LVF : 160 kVA



F	D	GB	E	I	P
Levage	Heben	Hoisting	Elevación	Sollevamento	Elevação
Relevage	Ausleger-Einziehen	Luffing	Elevación de flecha	Brandeggio	Inclinação da lança
Orientation	Schwenken	Slewing	Orientación	Rotazione	Rotação
Translation	Kranfahren	Travelling	Traslación	Traslazione	Translação
Nous consulter	Auf Anfrage	Consult us	Consultarnos	Consultateci	Consultar-nos

Document commercial non contractuel. Pour toute information technique se référer à la notice correspondante. Unverbindliches Vertriebsdokument. Für technische Informationen, siehe die entsprechenden Anweisungen. This commercial document is not legally binding. For any technical information, please refer to the corresponding instructions. Documento comercial non contractuel. Para cualquier información técnica, ver la noticia correspondiente. Documento commerciale non vincolante, per tutte le informazioni tecniche fare riferimento al catalogo istruzioni. Documento comercial não contratual. Para qualquer informação técnica complementar consultar as respectivas instruções.



Americas
Tel : +1 888 479 7278
Tel : +1 717 593 2000

Europe - Middle East - Africa
Tel : +33 (0) 4 72 81 50 00
Tel : +44 (0) 191 522 2000

Asia - Pacific
Tel : +65 6264 1188
Fax : +65 6862 4040

www.manitowoccrane.com

18, rue de Charbonnières - B.R.173
69132 ECULLY Cedex - France
Tél. : +33 (0) 4 72 18 20 20
Fax. : +33 (0) 4 72 18 20 00
www.manitowoccrane.com

MR 160 C
Code R-89985-58_Réf. 2006 40 MDZ 1

Copyright.Reproduction interdite © POTAIN 2006

Réalisation Sedoc