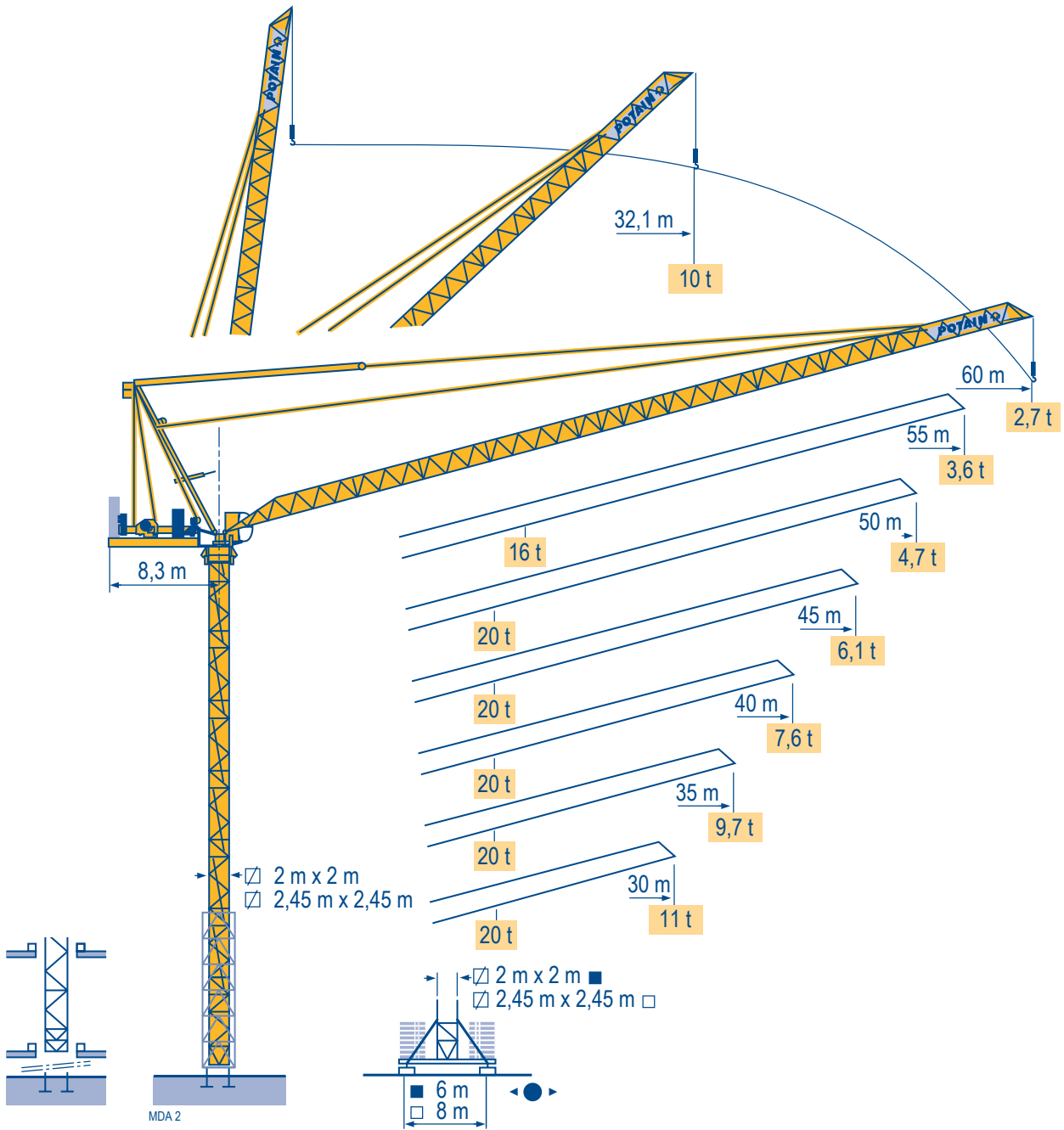


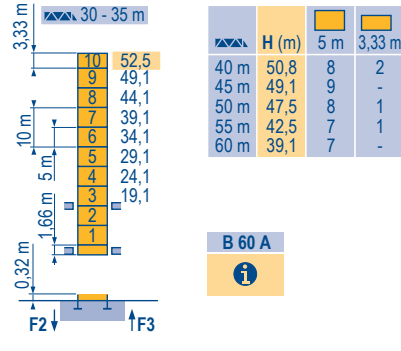
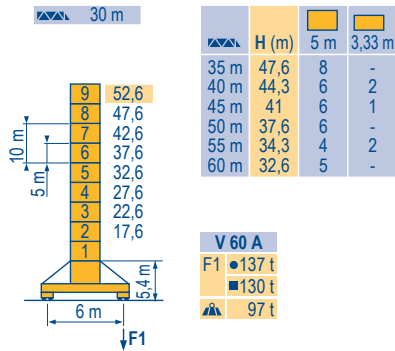
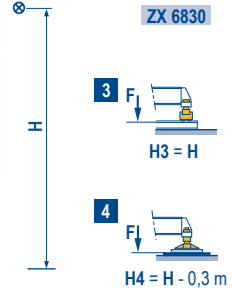
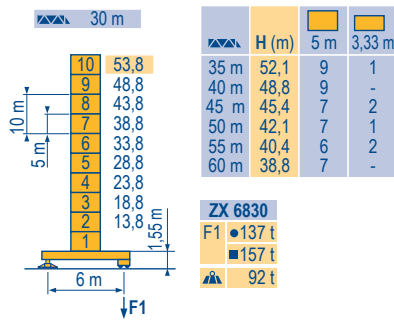
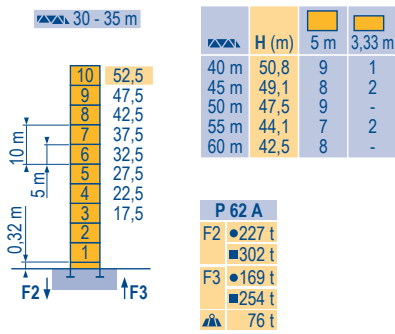
MR 295 H20



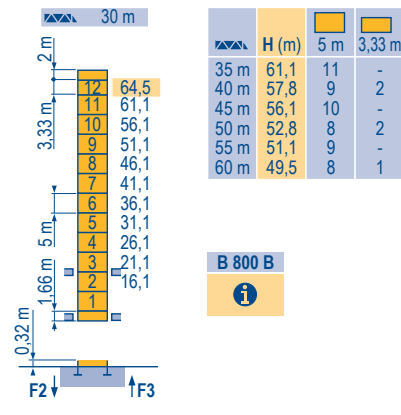
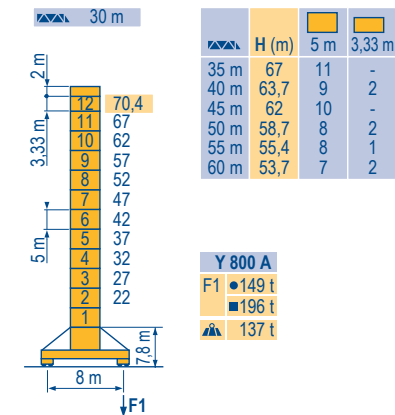
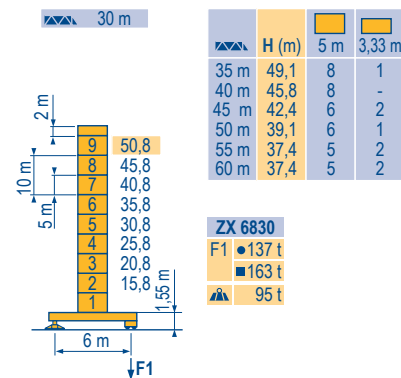
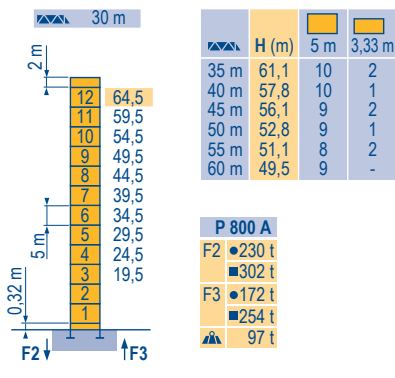
Mat / Réactions \square 2 m

Maste /
Eckdrücke
Masts /
Reactions
Mástil /
Reacciones
Torre / Reazioni
Tramo /
Reacções

MDA 4



\square 2,45 m



MR 295 H20



F
Réactions en service
Réactions hors service



A vide sans lest (ni train de transport) avec flèche et hauteur maximum.



D
Reaktionskräfte in Betrieb
Reaktionskräfte außer Betrieb
Ohne Last, Ballast (und Transportachse), mit Maximalausleger und Maximalhöhe.



GB
Reactions in service
Reactions out of service
Without load, ballast (or transport axes), with maximum jib and maximum height.



E
Reacciones en servicio
Reacciones fuera de servicio
Sin carga, sin lastre, (ni tren de transporte), flecha y altura máxima.



I
Reazioni in servizio
Reazioni fuori servizio
A vuoto, senza zavorra (ne assali di trasporto) con braccio massimo e altezza massima.



P
Reacções em serviço
Reacções fora de serviço
Sem carga (nem trem de transporte)- sem lastro com lança e altura máximas.

MR 295 H20 50 Hz							ch - PS hp	kW		
▲ ▼	100 LVF 50 Optima	m/min t	0 → 36 → 54 → 86 → 94	0 → 18 → 27 → 43 → 47	100	75	1018 m	CEI 38/IEC 38 400 V (+6% -10%) 50 Hz		100 LVF : 220 kVA 150 LVF : 270 kVA 150 LCC : 270 kVA
	150 LVF 50 GH Optima	m/min t	0 → 54 → 92 → 180 → 244	0 → 27 → 46 → 90 → 122	150	110	1200 m			
	150 LCC 50	m/min t	0 → 58 → 68 → 86 → 114 → 138	0 → 29 → 34 → 43 → 57 → 69	150	110	786 m			
	100 VVF 40	m/min	1 min 40 s		100	75				
	RVF 182 Optima +	tr/min U/min - rpm	0 → 0,8		2 x 12	2 x 9				
	ZX 6830 RT 664 A2B 2V	m/min	16 - 32		6 x 7	6 x 5,2				
	V 60 A RT 544 A1 2V R ≥ 13 m	m/min	13,5 - 27		4 x 7	4 x 5,2				
	Y 800 A RT 584 A1 2V	m/min	13,5 - 27		8 x 7	8 x 5,2				

MR 295 H20 60 Hz							ch - PS hp	kW		
▲ ▼	100 LVF 50 Optima	m/min t	0 → 36 → 54 → 86 → 94	0 → 18 → 27 → 43 → 47	100	75	1018 m	CEI 38/IEC 38 480 V (+6% -10%) 60 Hz		100 LVF : 220 kVA 180 LVF : 300 kVA 150 LCC : 300 kVA
	180 LVF 50 GH Optima	m/min t	0 → 64 → 110 → 216 → 244	0 → 32 → 55 → 108 → 122	180	132	1200 m			
	150 LCC 50	m/min t	0 → 58 → 68 → 86 → 114 → 138	0 → 29 → 34 → 43 → 57 → 69	150	110	786 m			
	100 VVF 40	m/min	1 min 40 s		100	75				
	RVF 182 Optima +	tr/min U/min - rpm	0 → 0,8		2 x 12	2 x 9				
	ZX 6830 RT 664 A2B 2V	m/min	19 - 38		6 x 8,4	6 x 6,2				
	V 60 A RT 544 A1 2V R ≥ 13 m	m/min	16 - 32		4 x 8,4	4 x 6,2				
	Y 800 A RT 584 A1 2V	m/min	16 - 32		8 x 8,4	8 x 6,2				

F

Levage
Relevage
Orientation
Translation
Nous consulter

D

Heben
Ausleger-Einziehen
Schwenken
Kranfahren
Auf Anfrage

GB

Hoisting
Luffing
Slewing
Travelling
Consult us

E

Elevación
Elevación de flecha
Orientación
Traslación
Consultarnos

I

Sollevarmento
Brandeggio
Rotazione
Traslazione
Consultateci

P

Elevação
Inclinação da lança
Rotação
Translação
Consultar-nos



Document commercial non contractuel. Pour toute information technique se référer à la notice correspondante.

Unverbindliches Vertriebsdokument. Für technische Informationen, siehe die entsprechenden Anweisungen.

This commercial document is not legally binding. For any technical information, please refer to the corresponding instructions.

Documento comercial no contractuel. Para cualquier información técnica, ver la noticia correspondiente.

Documento commerciale non vincolante, per tutte le informazioni tecniche fare riferimento al catalogo istruzioni.

Documento comercial não contratual. Para qualquer informação técnica complementar consultar as respectivas instruções.



18, rue de Charbonnières - B.R.173
69132 ECULLY Cedex - France

Tel. : +33 (0) 4 72 18 20 20
Fax. : +33 (0) 4 72 18 20 00
www.manitowoccrane.com



Americas

Tel : +1 888 479 7278
Tel : +1 717 593 2000

Europe - Middle East - Africa

Tel : +33 (0) 4 72 81 50 00
Tel : +44 (0) 191 522 2000

Asia - Pacific

Tel : +65 6264 1188
Fax : +65 6862 4040

www.manitowoccrane.com

MR 295 H20

Code R-89985-35_Réf. 2005 20 MDA 8

Copyright.Reproduction interdite © POTAIN 2005